

MISSISSAUGA QUICK SHIP 2022



Prepaid freight to dealer dock for minimum orders of \$3000 NET, otherwise FOB Mississauga. Drop ship orders will only be arranged using dealer LTL or courier account. Pricing and availability are subject to change without notice.

CUSTOM PIECES ARE SUBJECT TO DEPOSIT. NON-STOCK ITEMS ARE NOT RETURNABLE.

Prices effective: May 1st, 2022



The Trusted Tradition for the World's Finest Kitchens








With over 125 years of adaptation to the markets, John Boos & Co. has become a primary provider of gourmet products and foodservice equipment throughout the industry. John Boos & Co., is one of the oldest manufacturers of premium quality foodservice equipment and butcher blocks in the U.S.A. Boos has been in business continuously since 1887. Having adapted to market changes through the years, the company continues to grow in its service to the gourmet, foodservice, residential, supermarket, and industrial markets.

Total Tabletop Plus
3330 Ridgeway Drive., Unit 15,16
Mississauga, ON
L5L 5Z9
Phone: 905-607-4893
Fax: 905-607-9836
Website: www.totaltabletopplus.com



CODE		LBS.		2022 LIST PRICE
R-Board Collection				
R01	R Maple, Reversible, Edge Grain: 18"x12"x1 1/2"	10		\$ 164.00
R02	R Maple, Reversible, Edge Grain: 24"x18"x1 1/2"	18		\$ 267.40
R03	R Maple, Reversible, Edge Grain: 20"x15"x1 1/2"	12		\$ 215.80
WAL-R01	R Walnut, Reversible, Edge Grain: 18"x12"x1 1/2"	9		\$ 334.80
WAL-R02	R Walnut, Reversible, Edge Grain: 24"x18"x1 1/2"	17		\$ 564.40
WAL-R03	R Walnut, Reversible, Edge Grain: 20"x15"x1 1/2"	12		\$ 403.80
WAL-R18	R Walnut, Reversible, Edge Grain: 18" Dia x 1-1/2"	9		\$ 403.80
CHY-R01	R Cherry, Reversible, Edge Grain: 18"x12"x1-1/2"	7		\$ 203.60
RA-Board Collection				
RA01	RA Maple, Reversible, Edge Grain: 18"x12"x2 1/4"	13		\$ 231.20
RA02	RA Maple, Reversible, Edge Grain: 20"x15"x2 1/4"	19		\$ 295.20
RA02GRV	RA Maple w/ groove, Reversible, Edge Grain: 20"x15"x2 1/4"	17		\$ 319.20
RA03	RA Maple, Reversible, Edge Grain: 24"x18"x2 1/4"	28		\$ 347.00
Chop-N-Slice Collection				
209	Maple Board w/groove: 12"x8"x1"	3		\$ 72.40
213	Maple Board, NSF Certified: 18"x12"x1 1/4"	8		\$ 107.00
214	Maple Board, NSF Certified: 20"x15"x1 1/4"	10		\$ 150.00
215	Maple Board, NSF Certified:10"x10"x1"	4		\$ 63.80

CODE		LBS.		2022 LIST PRICE
Professional Collection: Reversible				
AUJUS	AU JUS Maple w/ Groove: 24"x18"x1 1/2"	18		\$ 347.00
BBQ	BBQBD Maple w/ groove: 18"x12"x1 1/2"	9		\$ 188.00
Chopping Block Collection				
CCB18S	CCB-S Maple Block: 18"x18"x4"	36		\$ 562.60
CCB24-S	CCB24S Maple Block: 24"x24"x4"	64		\$ 842.40
CCB183R	CCB-R Maple Block: 18" Dia.x3"	22		\$ 510.80
Gift Collection				
WAL-12SS	Walnut Edge Grain Cutting Board with 4 Stainless Steel Feet w/ grips - 12 x12x1.5"	5		\$ 345.20
B12R	B12R Maple w/ Bun feet, Edge Grain: 12" Dia. x 1 1/2"	6		\$ 117.40
B12S	B12S Maple w/ Bun feet, Edge Grain: 12"x12"x1 1/2"	6		\$ 103.40
B9S	B9S Maple w/ Bun feet, Edge Grain: 9"x 9"x1 1/2"	4		\$ 91.40
MCR1	MCR Maple w/ feet, end grain: 12"Diax3"	12		\$ 326.20
MCS1	MCS Maple w/ feet, end grain: 12"x12"x3"	13		\$ 326.20

CODE		LBS.		2022 LIST PRICE
Butcher Blocks				
AA02	AA Block: Solid Hard Rock Maple, 24" x 24" x 16" (34" high)	287		\$ 3899.60
AB05	AB Block: Solid Hard Rock Maple, 24" x 24" x 10" (34" high)	205		\$ 3697.80
Gourmet Furnishings				
Maintenance Products				
MYSCRMAPPGP	Care & Maintenance Kit			\$ 107.00
BSC	Boos Stainless Steel Cleaner	8 OZ.		\$ 34.40
MYSB	Boos Mystery Oil	16 OZ.		\$ 25.80
BWC	Boos Board Cream	5 OZ.		\$ 24.00
APPLICRND-CRM	Oil & Cream Round Applicator			\$ 43.00



Cutting Boards: Care & Maintenance

1. Periodically (once every 3-4 weeks, depending upon the use and household conditions), apply an even coat of Boos ® Mystery Oil and Boos Block ® Board Cream to all surfaces of your wood cutting board. The Boos ® Mystery Oil acts as a shampoo that contains oils and minerals that penetrates through the wood surface to increase its longevity. Next, you will want to use the Boos Block ® Board Cream, that acts as the conditioner, to seal the top coating of the wood surface.
2. DO NOT allow moisture of any type to stand on the cutting board for long periods of time. Don't let fresh, wet meats lay on the board longer than necessary. Brine, water and blood contain much moisture, which soaks into the wood, causing the cutting board to expand, the wood to soften, and affects the strength, of the glued joints.
3. Use a good steel scraper or spatula several times a day, as necessary, to keep the cutting surface clean and sanitary. Scraping the surfaces will remove 75% of the moisture. Do not use a steel brush on the cutting surface of your board.
4. DO NOT cut fish or fowl on the work surface of your cutting board, unless you have thoroughly followed the instructions in step #1. The moisture barrier must be intact prior to cutting any type of fish, seafood, or fowl on the work surface of your cutting board. ALWAYS CLEAN THE CUTTING BOARD SURFACE THOROUGHLY AFTER CUTTING FISH OR FOWL ON THE WORK SURFACE.
5. Be sure NEVER to cut continuously in the same place on the top of your cutting surface. Distribute your cutting over the entire work surface so that it will wear evenly. DO NOT use a razor-edged cleaver. It will chip or splinter the wood and produce soft spots. Your cleaver should have dull sharpened edge for best results.
6. Sanitize cutting board by wiping all surfaces down with mild dish soap and water. Dry thoroughly. DO NOT wash your wood cutting board with harsh detergents of any type. DO NOT wash your butcher's tools on your cutting board surface. DO NOT put Boos Block ® wood cutting boards into dishwasher.
7. Maintain the same bevel on the edge of your cutting board, as it had when you bought it. This prevents splitting or chipping of outside boards.
8. If cutting board is reversible, your cutting board should be turned over periodically to allow even usage to both work surfaces.

Butcher Blocks - Oil Finish: Care & Maintenance

1. Butcher Blocks with a oil finish periodically (once every 3-4 weeks, depending upon the use and household conditions), apply an even coat of Boos ® Mystery Oil and Boos Block ® Board Cream to all surfaces of your butcher block. The Boos ® Mystery Oil acts as a shampoo that contains oils and minerals that penetrates through the wood surface to increase its longevity. Next, you will want to use the Boos Block ® Board Cream that acts as the conditioner to seal the top coating of the wood surface.
2. DO NOT allow moisture of any type to stand on the butcher block for long periods of time. DO NOT let fresh, wet meats lay on the block surface longer than necessary. Brine, water and blood contain much moisture, which soaks into the wood, causing the butcher block to expand, the wood to soften, and affects the strength

of the glued joints.

3. Use a good steel scraper or spatula several times a day, as necessary, to keep the butcher block surface clean and sanitary. Scraping the surfaces will remove 75% of the moisture. DO NOT use a steel brush on the surfaces of your butcher block.
4. DO NOT cut fish or fowl on the work surface of your butcher block unless you have thoroughly followed the instructions in step #1. The moisture barrier must be intact prior to cutting any type of fish, seafood, or fowl on the work surface of your butcher block. ALWAYS CLEAN THE BUTCHER BLOCK SURFACE THOROUGHLY AFTER CUTTING FISH OR FOWL ON THE WORK SURFACE.
5. Be sure NEVER to cut continuously in the same place on the top of your cutting surface. Distribute your cutting over the entire work surface so that it will wear evenly. DO NOT use a razor-edged cleaver. It will chip or splinter the wood and produce soft spots. Your cleaver should have dull sharpened edge for best results.
6. Sanitize your butcher block by wiping all surfaces down with mild dish soap and water. Dry thoroughly. DO NOT use harsh detergents of any type to wash your butcher blocks. DO NOT wash your butcher's tools on your butcher block surface.
7. Maintain the same bevel on the edge of your butcher block, as it had when you bought it. This prevents splitting or chipping of outside blocks.

Butcher Blocks - Varnique Finish: Care & Maintenance

1. Varnique is a beautiful semi-gloss finish that is virtually maintenance free. It is impervious to most household chemicals. Cleans up easily with mild soap and water. Wipe dry.
2. DO NOT cut into a Varnique finish butcher block. Cuts into the finish should be resealed immediately to prevent the exposed wood from absorbing moisture. If needed, varnique finish can be spot sanded and finished with EZ-DO wipe-on poly gel.

Kitchen Counter Tops - Wood: Care & Maintenance

Extremes of humidity and dryness can swell and shrink hard rock maple and/or oak enough to cause small seasonal checks to appear, usually at the ends of tops or at the end of a lamination. This possibility, though remote, is an unavoidable condition of enjoying the character and beauty of a living material. Cracks filled with a cellulose filler of the right tint become practically invisible. You can help preserve your wood table top by keeping your home humidified in the winter and by refreshing your table often with Boos ® Mystery Oil and/or Boos Block ® Board Cream. All Butcher Block products is recommended to be oiled on all surfaces with Boos ® Mystery Oil and/or Boos Block ® Board Cream at least once every 1-2 weeks depending on the use or household conditions. This will help protect the wood from damage. With a minimum amount of care and maintenance on your Wood Table Top, you can lengthen the life of the top for many years.

Wood Table Top - Oil Finish: Care & Maintenance

Extremes of humidity and dryness can swell and shrink hard rock maple and/or oak enough to cause small seasonal checks to appear, usually at the ends of tops or at the end of a lamination. This possibility, though remote, is an unavoidable condition of enjoying the character and beauty of a living material. Cracks filled with a cellulose filler of the right tint become practically invisible. You can help preserve your wood table top by keeping your home humidified in the winter and by refreshing your table often with Boos ® Mystery Oil and/or Boos Block® Board Cream. All Butcher Block products is recommended to be oiled on all surfaces with Boos ® Mystery Oil and/or Boos Block ® Board Cream at least once every 3-4 weeks depending on the use or household conditions. This will help protect the wood from damage. With a minimum amount of care and maintenance on your Wood Table Top, you can lengthen the life of the top for many years.

1. DO NOT wash knives and forks or other utensils on the work surface of your top.
2. DO NOT wash your top with harsh detergents of any type.
3. DO NOT place counter tops near excessive heat (such as stove) without proper insulation between heat source and the edge of the counter top.
4. DO NOT cut off ends, drill holes, make cut-outs or otherwise deface tops without refinishing exposed unfinished wood. Guarantee is voided if tops are modified.

The table top is made of kiln dried wood and dried to a moisture content of 6% making it very susceptible to water and dampness. When cleaning the table top, we ask that the following directions be followed very closely:

1. Scrape loose with a steel scraper or spatula any heavy food particles or foreign matter that may have adhered to the surfaces.
2. Brush or scrap all loose particles from the surface.
3. Take clean dish cloth and dip it into warm soapy, or a very mild detergent water and wash top by wiping the top thoroughly.
4. Wash out the dish cloth in clear warm water, wring out, and go over the surface again.
5. Take a dry cloth and go over all surfaces to dry thoroughly.
6. Periodically (once every 3-4 weeks, depending upon the use and household conditions), apply an even coat of Boos® Mystery Oil and Boos Block® Board Cream to all surfaces of your wood top. The Boos® Mystery Oil acts as a shampoo that contains oils and minerals that penetrates through the wood surface to increase its longevity. Next, you will want to use the Boos Block® Board Cream that acts as the conditioner, to seal the top coating of the wood surface .If any method, other than the ones outlined above, is used in cleaning this top, very serious damage may result.

Stainless Steel: Care & Maintenance

1. Keep Stainless Steel clean. DO NOT allow liquids to stand on stainless steel for prolonged periods of time. DO NOT allow food particles, dirty, or other foreign matter to stay in contact with stainless steel for prolonged periods of time. Keeping stainless steel clean assists in the deterring of bacterial growth.
2. It is recommended that Boos® Stainless Steel Cleaner is used with a disposable towel when cleaning the stainless steel. DO NOT USE an abrasive cleaner! This will scratch the surface of the metal. Chlorine bleach should not be used to clean the stainless surfaces. If chlorine bleach is used, it must be thoroughly rinsed off immediately with water.

Product Warranty

The only warranty, expressed or implied, is a 1-year guarantee against defect in workmanship and material. This warranty does not apply to damages which may result from neglect, accidental or intentional damage, damage or wear to any swivel mechanism, normal wear and tear, and misuse of product, unauthorized repair, exposure to extremes in temperature and humidity, and alteration or abuse of the product. Wood products ordered "unfinished" do not come with a warranty. Repairs or replacement under this limited warranty will be made through an authorized John Boos & Co. distributor, if possible, the same dealer/distributed from which the product was purchased. Should the dealer or factory representative find return of the product to the factory necessary, all packing and shipping costs will be the responsibility of the customer. Total Tabletop Plus shall not be liable for any loss or damage arising from use, or for consequential damages.